

iOS Installation

3.3 Licensing

Licensing allows you to access all the features supported by the Liquid UI for iOS. Liquid UI allows users flexible ways to access the licenses and apply them to the Liquid UI products. Liquid UI for iOS provides the following types of licenses:

- [Client License](#)
- [Enterprise License](#)

The client license enables you to access a direct native connection to SAP along with printing from SAP, attaching files in SAP, etc., which is good for companies with no SAP customization needs. This license can be obtained in the following ways.

- In-App Purchase
- Request from Synactive



Note: [Click here](#) to learn more about the features supported by the **Client License**.

An **Enterprise License** supports all the bells and whistles of Liquid UI technology, including SAP native connect, single sign-on, barcoding, SAP customization, and many more. It can be obtained by contacting the sales team, through an email to rfi@guixt.com, or by calling **+1(650)341-3310**.



Note: [Click here](#) to learn more about the features supported by the **Enterprise**

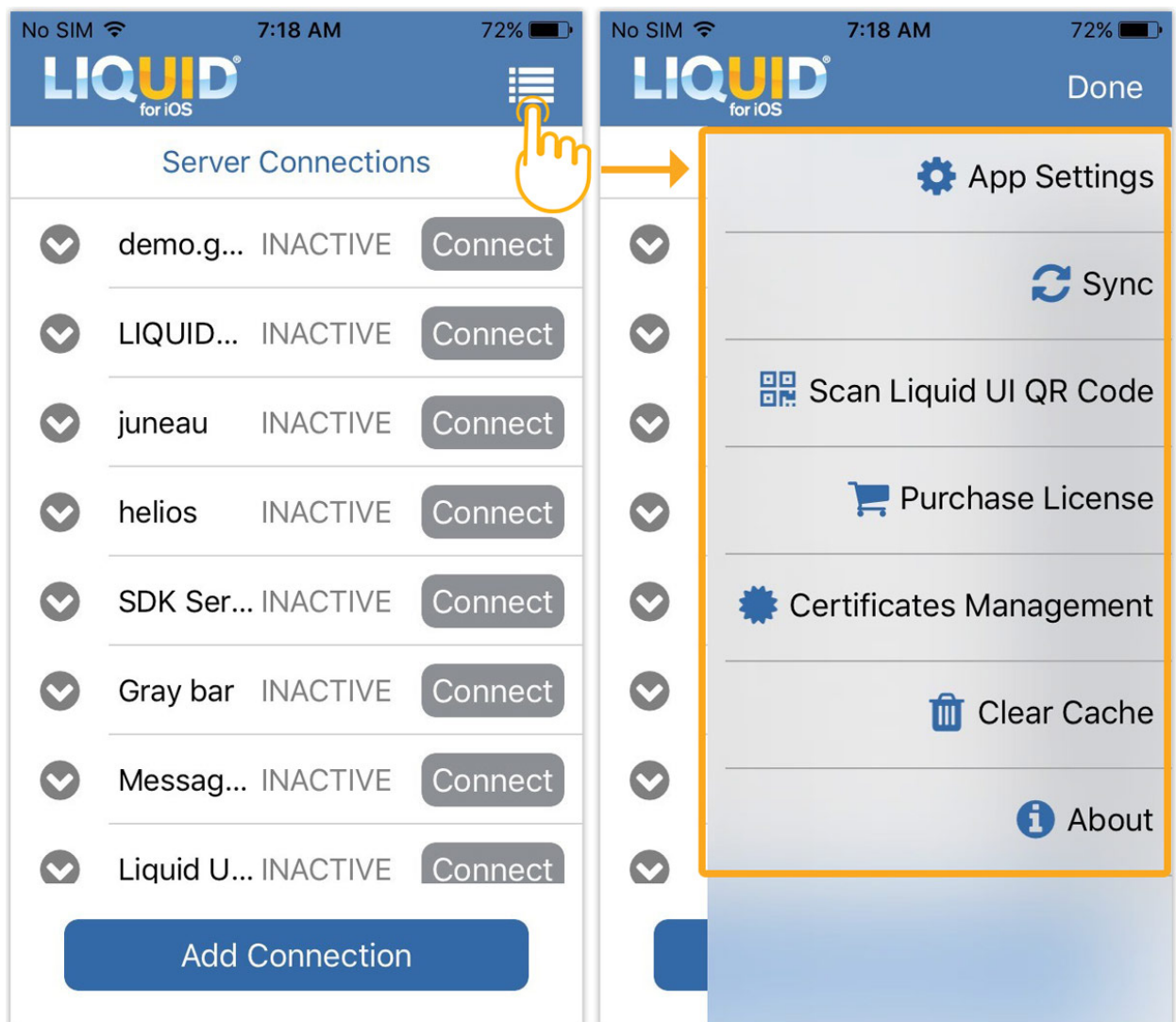
iOS Installation

License.

License Status

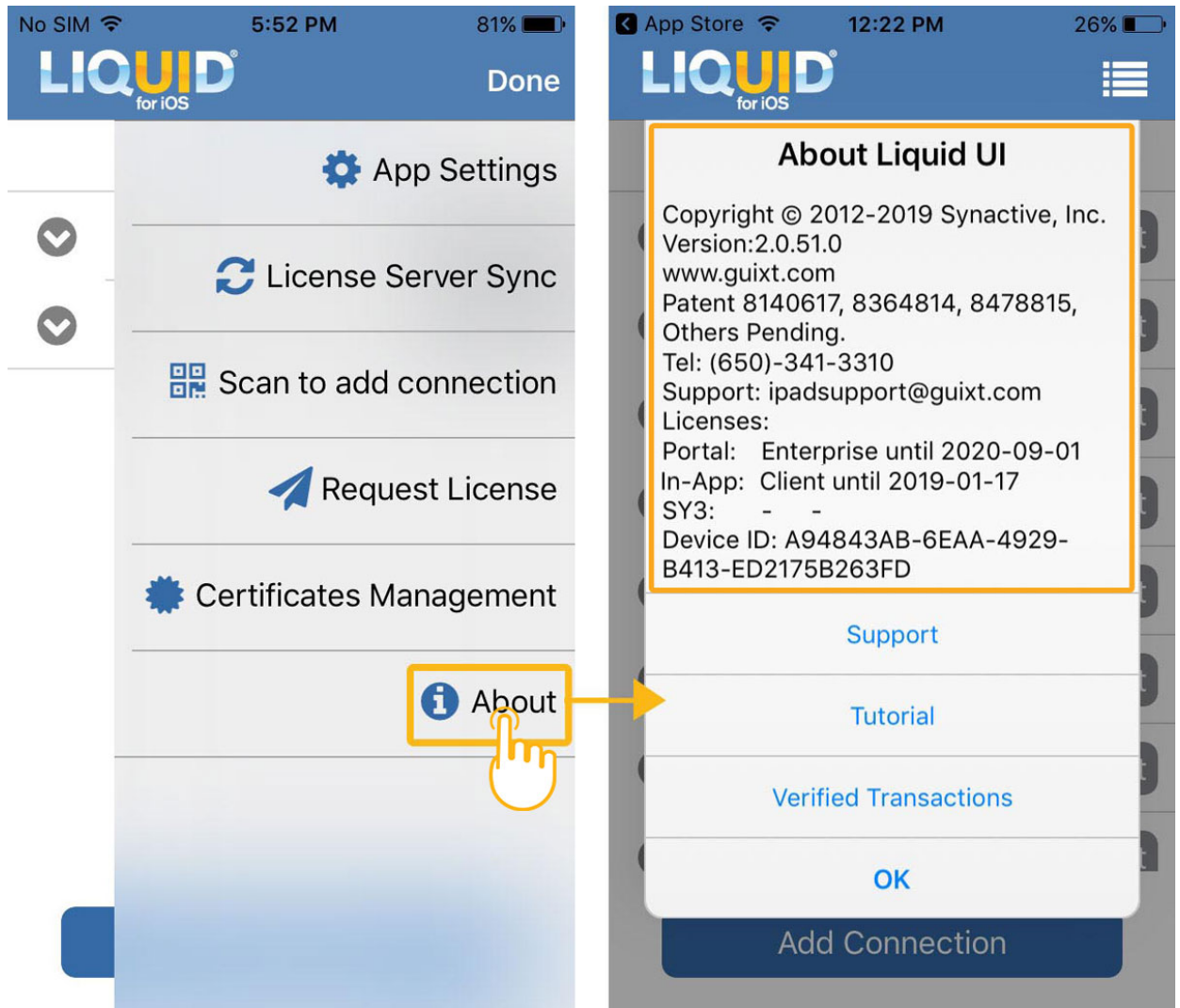
To view your Liquid UI for iOS license details, please follow the below steps:

1. Open the Liquid UI App. On the **Server Connections** screen, **click** the **Main Menu** placed in the upper right corner of the screen to see all the menu options.



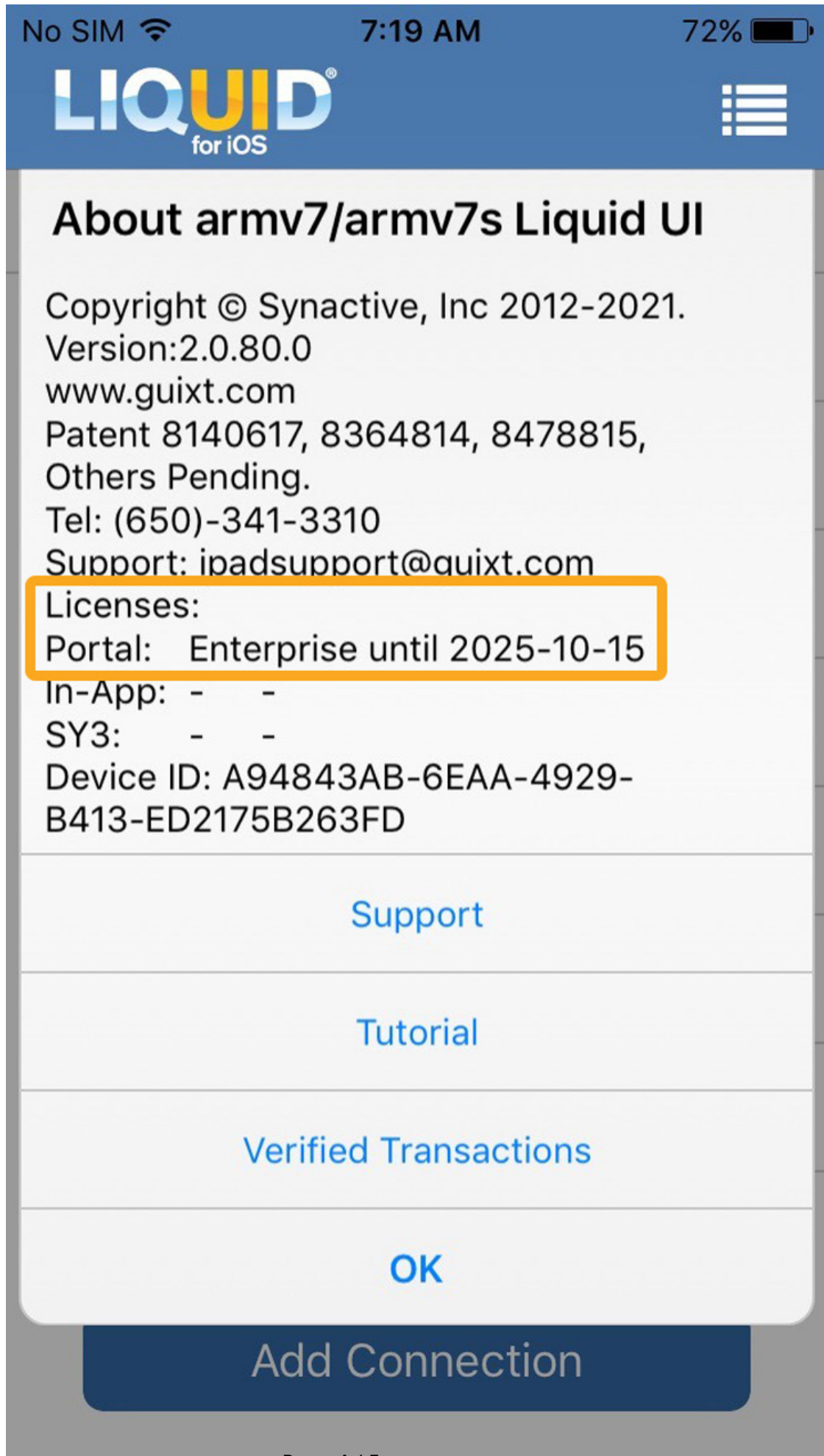
2. Click **About** to see the license information of the Liquid UI App, as shown below.

iOS Installation



3. The **Licenses** section defines the entity from which you got the license, license type, and license expiry date.

iOS Installation



iOS Installation



Note: You can buy Liquid UI for iOS license either from App Store or directly from us. The license purchased from us comes with a complementary [Liquid UI Access Management Portal](#) that is recommended for multiple users.

Unique solution ID: #1416

Author: Sarvani Kusuri

Last update: 2024-06-05 07:14